

Attaching and turning in work



On your computer

In your class work tab.

Go to the assignment you'd like to submit

View your work

Google Calendar

Class Drive folder

All topics

ART 14

No due date

Extension Activities

Mindful Colouring 3

No due date

Writing

Holiday Craft 2

No due date

Reading

Easter Holidays 1

No due date

Maths

Science

Extension Activities

Geography

Home Learning Resources

Posted Apr 22

RE

White Rose Maths - OPTIONAL 5

Posted Apr 21

Computing

Extension Activities for Year 3

Posted Mar 19

Writing

English 17

No due date

Posted Apr 20

Assigned



English

100 points



Green Apr 20

Reading for understanding

Answer the questions once you have read the text



An animal readcom
Google Slides

17 class comments

Your work Assigned

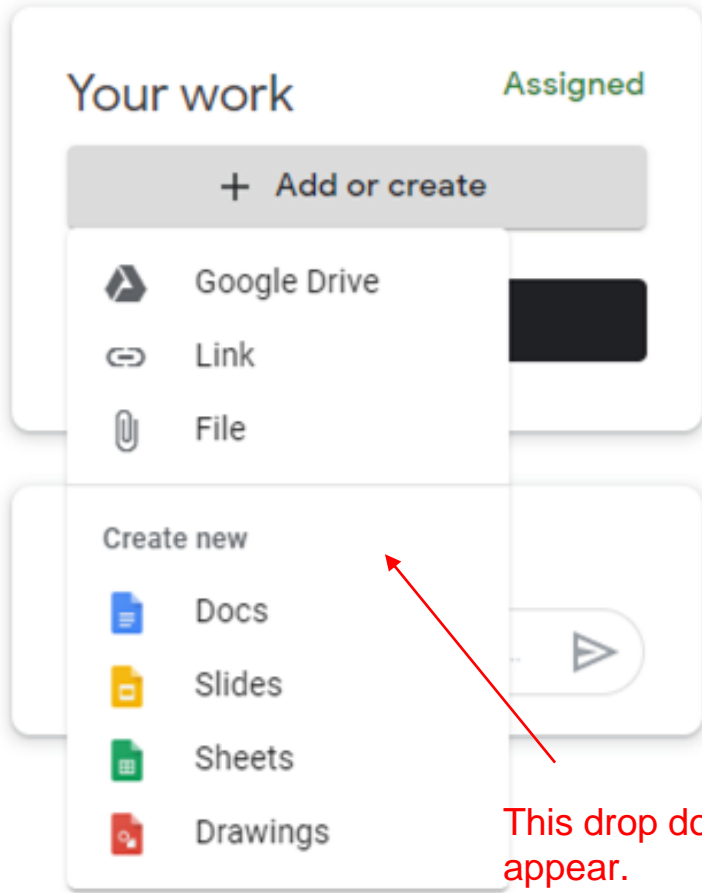
+ Add or create

Mark as done

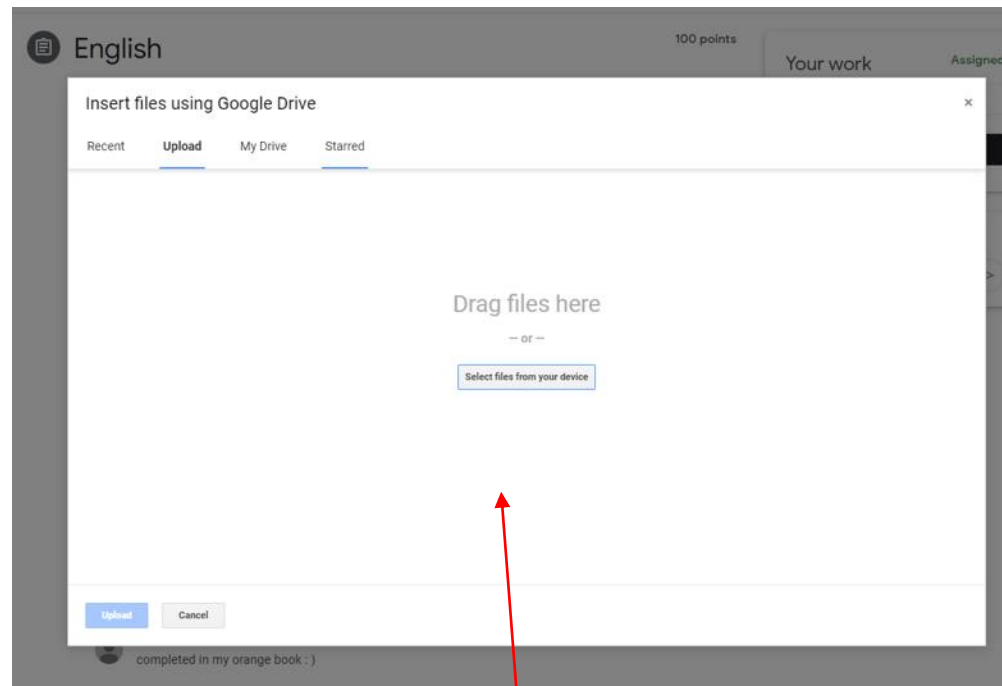
Private comments

Add private comment...

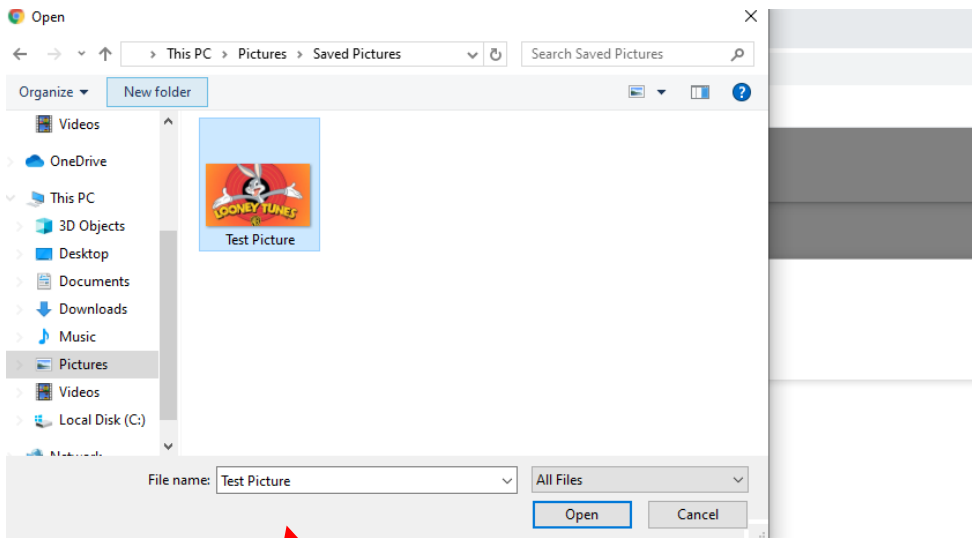
When in the assigned task you should see this. Click Add or create.



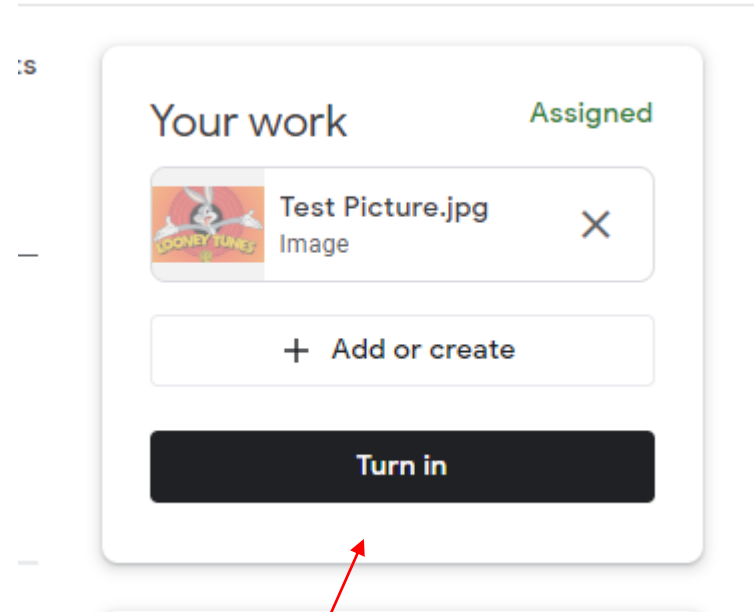
This drop down will appear.
For a photo click File



Choose your picture from either your drive or upload from your computer



It will come up with your Pc document and you can search for whatever you'd like to submit and then click open



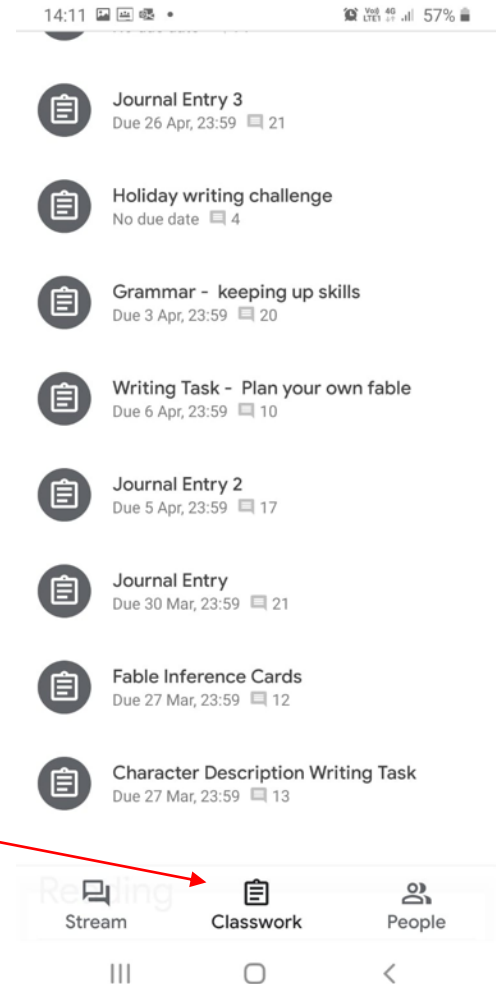
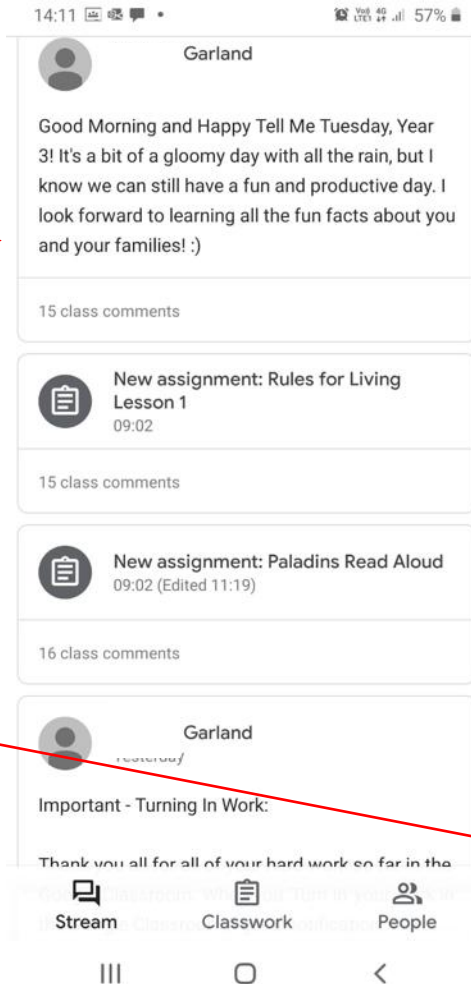
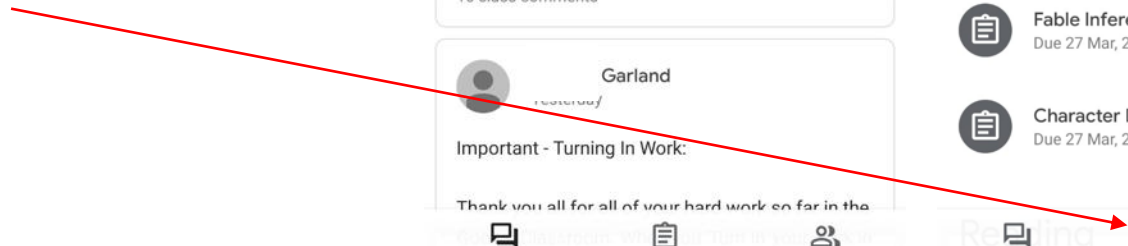
When you are ready to turn in your work it should show the piece you have uploaded like this

On a Tablet/Mobile

Go to your classroom



Go to the classwork tab



14:11

57%



Due 30 Mar

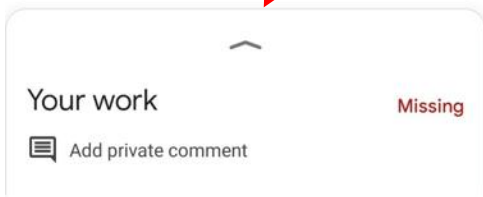
Journal Entry

21 class comments

Have you played any fun games with your family members this week? Have you tried cooking any new recipes? What chores have you taken up to help around your home? What kind of exercises are you doing to keep healthy while at home?

Write at least one detailed paragraph about what you've done at home this week. Try to use a variety of sentence types and descriptive language. You can write this on paper, in your orange home learning book, or type it as a comment below!

When you're in the assignment.
Tap the arrow above your work



14:11

57%

Your work

Missing

+ Add attachment

Mark as done

Add private comment

Go to add attachment

It will take you here.
Here you can take a picture directly from your device and upload

14:12

57%

Your work

Missing

Attach

Drive

Link

File

Take photo

Record video

Create

New Docs

New Slides

New Sheets

New PDF

