



Year 1



Phonics

Screening



What is phonics?

- Children are taught to read by breaking down words into separate sounds or 'phonemes'. They are then taught how to blend these sounds together to read the whole word.

- Children have a 25 minute phonics lesson each day and they are encouraged to use these strategies to read and write in other lessons.

- There are over 40 different sounds.



Sound Card



ch



sh



th



ng



qu



ai



ay



ar



ea



ee



er



oa



oo



oo



or



ow



ow



oy

Sound Card



oi



ou



ir



ur



ew



aw



igh



air



ear



ure



are

Why are the children being screened?

- Every Year 1 child in the country will be taking the phonics screening check in the same week in June (11/06/18).
- The aim of the check is to ensure that all children are able to read by the end of year two.



What will the children be expected to do?


- The check is very similar to tasks the children already complete during phonics lessons.

- Children will be asked to 'sound out' a word and blend the sounds together e.g. d-o-g - dog



- The focus of the check is to see which sounds the children know and therefore the children will be asked to read 20 made up 'nonsense' words and 20 real words

THIS IS NOT A READING TEST



Why are non-words included in the screening check?

They are included because they will be new to all children, so there won't be a bias to those with a good vocabulary knowledge or visual memory of words. Children who can read non-words should have the skills to decode almost any unfamiliar word.



Examples of words:

in

at

beg

sum


ot



vap



osk



ect



Examples of words:

Ensure that your child spots the digraph or trigraph before they attempt to sound out and blend the word.


thin

peck


torn

cheek

poth



shan



veen



quorg



Screening Check

- This is a government initiative and has been completed in all schools for the past 6 years and started in 2012.

- The National average of children who reached the expected level to pass the screening check was 81% last year. At Hayes Primary it was 98.8%.



When will the screening take place?

- The screening will take place throughout the week beginning **Monday 11th June**. The children cannot retake the test at any other time so it is very important your child is in school during this week.
- Like other national tests the school does not have access to the screening check prior to 11th June.



Who will complete the check?

- The children will complete the check one at a time in a quiet area of the school.
- The class teacher will conduct all of the screening checks with the children.
- The children enjoy working with their class teacher on a 1:1 basis.
- The screening will take approximately 10 minutes with each child.



Shhhhh!

What happens next?

During the open evening in the Summer term (date to be confirmed) we can advise you whether your child met the required standard set by the government as previously explained.

The pass mark is not disclosed until a later date after the test has been completed.

How can you help?

•Encourage your child to 'sound out' when reading or writing. Focusing particularly on spotting more unusual sound patterns.

E.g.

Digraph- 2 letters making one sound

cow

Trigraphs- 3 letters making one sound

night

Split digraphs- 2 vowels with a consonant in-between.

spine - i_e

How can you help?

- Encourage your child to practise sounding out and blending nonsense words.
- For the next 10 weeks we will be sending out 8 nonsense words each week to practise covering all the sounds the children will need to know.
- For each nonsense word we will give you an example of a real word that it rhymes with. It is essential that your child uses the correct sound for individual letters, digraphs (ch, ai, ow, sh) and trigraphs (igh). If you are unsure of how to pronounce any of the nonsense words please ask your child's teacher.

How can you help?

chish	reet
thap	jight
hing	loap
zait	proom

<u>ch</u> ish rhymes with fish ('ch' as in church)	<u>re</u> et rhymes with feet ('r' as in rat)
<u>th</u> ap rhymes with cap ('th' as in three)	<u>ji</u> ght rhymes with fight ('j' as in jug)
<u>h</u> ing rhymes with sing ('h' as in hat)	<u>lo</u> ap rhymes with soap ('l' as in leg)
<u>z</u> ait rhymes with wait ('z' as in zip)	<u>pr</u> oom rhymes with broom ('p' as in peg)

How can you help?

- Children can practise their phonics by playing games online. The children particularly like 'Buried Treasure' in which they sound out and blend real and nonsense words.
- <http://www.phonicsplay.co.uk/BuriedTreasure2.html>



How can you help?

- **REMEMBER:** Phonics is not the only thing needed to become a fluent reader.
- Please continue to read with your child each night and encourage them to:
 - Sound out
 - Re-read to check it makes sense.
 - Use pictures for clues.
 - Ask questions about the book.
 - And most importantly **ENJOY READING!**