

The Spring Partnership Trust – Knowledge Organiser

Art Focus

Drawing

Year 5

Key vocab

Shape	2D, created by joining lines.
Form	3D effect using shading.
Value	How light or dark a shade is.
Perspective	Giving a 3d impression on a 2d surface
Vanishing point	In linear perspective, the point which is furthest away from the viewer.
Proportion	The relationship of one thing to another in terms of quantity etc.
Gradient	The transition from light to dark
Light source	Where light appears to shine in a picture.
Texture	How the object would feel, rough, smooth etc.


What? Key Skills

- To appreciate different drawing styles and discover how significant illustrators have used drawing to express ideas in their creative works.
- To notice line, shape and pattern and use these visual qualities when they draw their impressions of people, places, events, objects and animals, real and imagined.
- To use tools & techniques for drawing and explore effects, so they can express their ideas, observations and feelings with increasing proficiency.





Who? Focus Famous Artist

Anthony Browne

- British illustrator and author
- Some of his most famous books are: Gorilla, The Tunnel, Look What I've Got.
- He



Drawing techniques

Hatching	
Cross Hatching	
Stippling	
Scumbling	

Other Artists

Michael Foreman

Illustrator of Beowulf and Stubby.

