

EYFS Phonics Workshop

December 2021

Reading changes everything

Teach a child to read and keep that child reading and we will change everything.

And I mean everything.

Jeanette Winterson

The Phonics Session

- At Hayes Primary we follow the RWI programme.
- We teach phonics at the start of every day in differentiated groups.
- Children are re-assessed every 6 weeks.
- EYFS children are taught phonics at the start of their school day.
- Sessions last for 40 minutes.





















English alphabetic code

- 44 sounds
- 26 letters
- Over 150+ graphemes (letter combinations)

One of the most complex alphabetic codes in the world.

We start by teaching Set 1

Speed Sounds Set 1




















m 	a 	s 	d 	t 
i 	n 	p 	g 	o 
c 	k 	u 	b 	f 
e 	l 	h 	sh 	r 
j 	v 	y 	w 	th 
z 	ch 	qu 	x 	ng nk

Set 2 and Set 3 “special friends”

Speed Sounds Set 2

ay  may I play?	ee  what can you see?	igh  fly high	ow  blow the snow	oo  poo at the zoo
oo  look at a book	ar  start the car	or  shut the door	air  that's not fair	ir  whirl and twirl

Speed Sounds Set 3

ea  cup of tea	oi  spoil the boy	ou  shout it out	oy  toy for a boy	
ā-e  make a cake	ī-e  nice smile	ō-e  phone home	ū-e  huge brute	aw  yawn at dawn
are  care and share	ur  nurse with a purse	er  a better letter	ow  brown cow	ai  snail in the rain
oa  goat in a boat	ew  chew the stew	ire  fire, fire!	ear  hear with your ear	ure  sure it's pure

Speed Sounds Set 1 and Set 2

Consonant sounds stretchy

f	l	m	n	r	s	v	z	sh	th	ng
										nk

Consonant sounds bouncy

b	c	d	g	h	j	p	qu	t	w	x	y	ch
	k											

Vowel sounds – bouncy

a	e	i	o	u	ay	ee	igh	ow
---	---	---	---	---	----	----	-----	----

Vowel sounds – stretchy

Vowel sounds – stretchy

oo	oo	ar	or	air	ir	ou	oy
----	----	----	----	-----	----	----	----

Pure Sounds

<https://schools.ruthmiskin.com/training/view/XNtuumgU/8oA21Pyb>

In the daily speed sound part of the session, children are taught to...

- say the sound
- read the sound
- write the sound (handwriting rhymes- lower case)

They will also practice reading and writing previously taught sounds.

Depending on the stage of reading, children will either

- make words on magnetic boards.

OR

- read green words and short storybooks.
- spell words.

Fred



Sounds + blending = reading



Teach spelling using Fred Fingers



Speed Sounds Set 3

Consonant sounds

f	l	m	n	r	s	v	z	sh	th	ng
ff	ll	mm	nn	rr	ss	ve	zz	ti		nk
ph	le	mb	kn	wr	se		s	ci		
					c		se			
					ce					

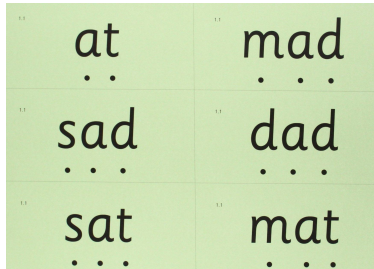
b	c	d	g	h	j	p	qu	t	w	x	y	ch
bb	k	dd	gg		g	pp		tt	wh			tch
	ck				ge							
	ch				dge							

Vowel sounds

a	e	i	o	u	ay	ee	igh	ow
	ea				<u>a-e</u>	<u>e-e</u>	<u>i-e</u>	<u>o-e</u>
					ai	y	ie	oa
						ea	i	o
						e	y	

oo	oo	ar	or	air	ir	ou	oy	ire	ear	ure
<u>u-e</u>			oor	are	ur	ow	oi			
ue			ore		er					
ew			aw							
			au							

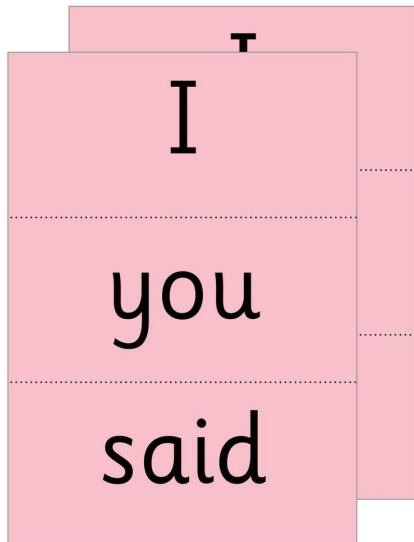
Green words and Red words



Children can read Green words using their sounds.

“Special friends, read the word, Fred talk”

thin



Red Words are also known as common exception or tricky words. They occur in stories regularly (said, what, where) but have unusual letter combinations ('ai' in the word 'said' makes the sound 'e').

Remind your child not to use Fred Talk to read Red Words but instead to 'stop and think'.

Tell them the word if you need to.

Reading in phonics

Once children can recognise sounds and orally blend simple words, we give them books to read in their phonics session.

We give children books with the letters that they can read which allows them to build in confidence.



Reading books

Accuracy

Fluency

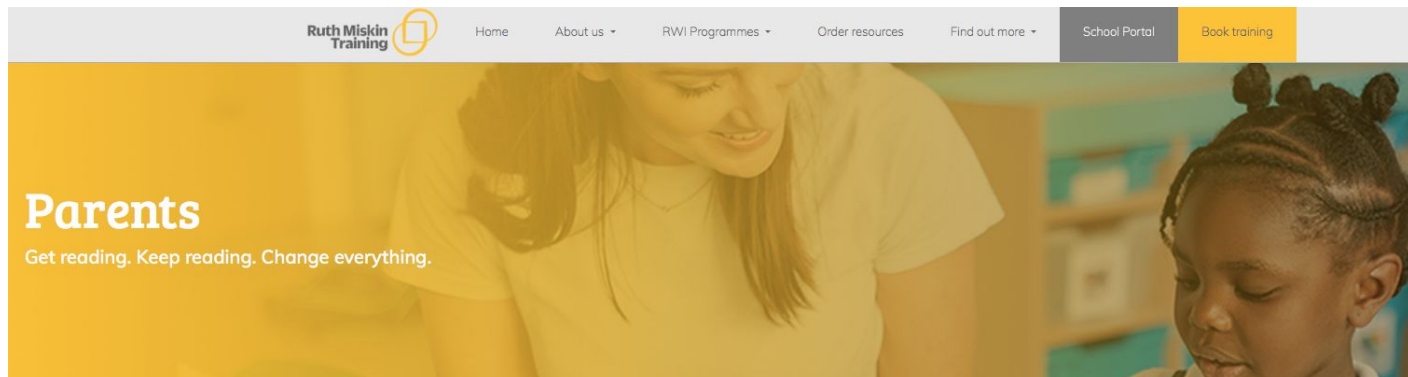
Comprehension

Read and enjoy at home

What can I do?

1. Use pure sounds, not letter names.
2. Rapid recall of sound cards
3. Watch the sound lessons uploaded on Google Classroom.
4. Build words for children to read with sound cards.
5. Use Fred Talk
6. Practice handwriting using the rhymes.
7. Listen to your child read their blending book, paper ditty or storybook every day
8. Read stories to your child every day
9. Keep books in the book bag every day.

Free Video Tutorials (ruthmiskin.com)

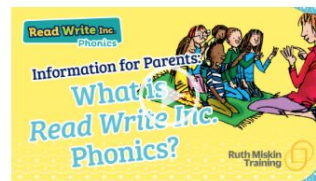
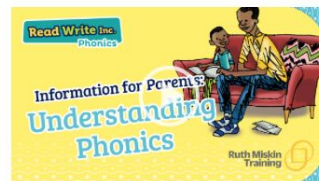


Read Write Inc. Phonics – information for parents

Our films show how we teach children to read and write with Read Write Inc. Phonics.

If your child is in a Read Write Inc. school or if you have bought a parent pack, the films will help you and your child practise together at home.

If you have a question for us, please get in touch via our [Facebook](#) and [Twitter](#) pages.



Reading feeds the imagination, it expands horizons and offers new and exciting ways of seeing and making sense of our lives and of the world around us.

Michael Morpurgo