



Welcome to Year 5 at
Hayes Primary School



Year 5 teaching team

In Year 5 the class teachers are Miss Cook, Mr Gwilliam, Miss Knell and the teaching assistants are Mrs Thompsett, Mrs Nicholas & Mrs Morghen.

The children be taught also be taught the following subjects by our specialist teachers:

- * PE – Mrs Swift
- * French – Madame Townsend
- * Music - BYMT teachers

We have our planning time together every Thursday afternoon so other staff members will be teaching the children. These teachers are Mrs Gupta (5C), Miss Grimwood (5K) and Mrs Hayday (5G)

Hayes school values

Welcome to the start a new school year. The aim of this meeting is to provide you with some information about your child's new year group and share some useful information and dates you will need.



Our school values underpin everything that we do at Hayes. They are respect, resilience, excellent, compassion, community and responsibility. We teach and promote our values through our curriculum, assemblies and circle times.

School timetable

	08:40-08:50	09:00-09:30	09:30-10:30	10:30-10:50	10:50-11:10	11:10-12:25	12:25-13:30	13:30-15:25			
M	Children Arrive - GPL	Reading	Maths	Assembly	Break	English	Lunch	PE		PSHE	
T		Reading	Maths	Spelling	Break	English	Lunch	Music/French	Daily Mile	Science	
W		Reading	Maths	Assembly	Break	English	Lunch	Art/DT		Computing	
T		Reading	Maths	Assembly	Break	English	Lunch	PPA			
F		Reading	Maths	Spelling	Break	English	Lunch	RE	Daily Mile	Handwriting	
		Reading	Maths	Spelling	Break	English	Lunch	Geography/History		OAA	

This timetable shows you the school day. There are sometimes slight changes but this gives you a good overview.

Learning in Year 5

Every half term, you will receive a newsletter detailing the key learning that your child will be doing that half term. It will also be on the school website.

Relationships Education is compulsory in all primary school. We also teach Sex Education as part of the PSHE curriculum. The Sex Education component of our curriculum will be taught in the second half of each Summer Term. Each year group is taught at a level that is appropriate to their age and developmental stage using simple, child friendly language and pictures.

Year 3 - Summer 2 Curriculum Overview

This is an overview of the learning that will be taking place in Year 3 this half term. Knowledge organisers can also be found on the Year 3 page on the website with additional information about the curriculum topics.

English
We will be reading 'Oliver and the Seawigs' and 'Iron Man'.
We will be learning about:

- Paragraphs
- Developing character, plot settings
- Editing to correct and improve



Maths
We will be learning about:

- Time (minute intervals on analogue clocks and 24 hour digital time)
- Properties of shapes
- Mass and capacity



Science
Our topic is Plants.
We will be learning about:

- What plants need to grow
- The function of different parts of a flowering plant
- How water is transported within a plant

History
Our topic is Ancient Rome.
We will be learning about:

- The Roman army
- The invasion of Britain
- Boudicca
- Roman homes
- The impact of the Roman's on Britain

Art
Our topic is sculpture.
We will be:

- Making a clay plate and decorating it
- Learning about Hundertwasser's art



RE
We are focussing on Hinduism this half term.
We will be thinking about the importance of water and the River Ganges to Hindus.

PSHE
Our topic is 'Changing Me'.
We will be:

- Learning that mothers carry babies in their uterus.
- Learning that the male and female body needs to change at puberty so their bodies can make babies when they are adults.


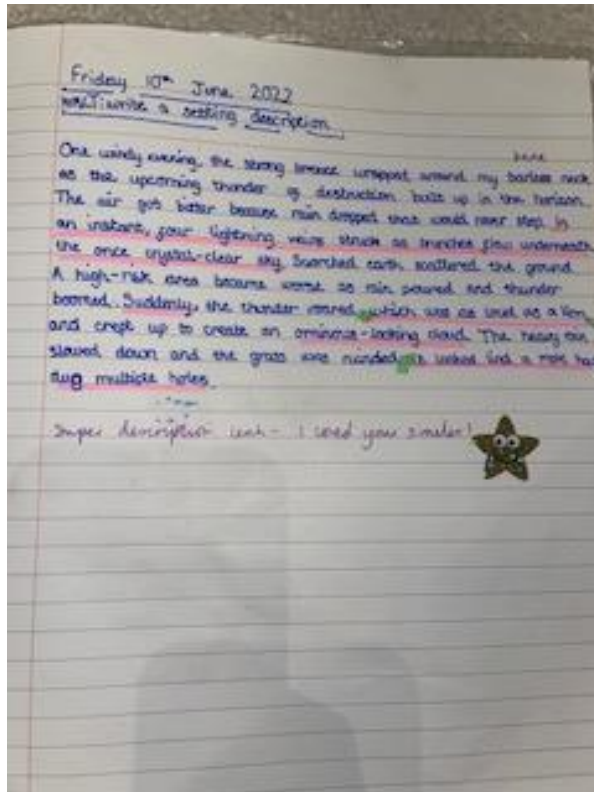
Music
Our topics are travel and Water.
We will be:

- Learning a song to perform and thinking about creating a good performance.
- Developing our understanding of pitch.

PE
In PE we will be doing Athletics.

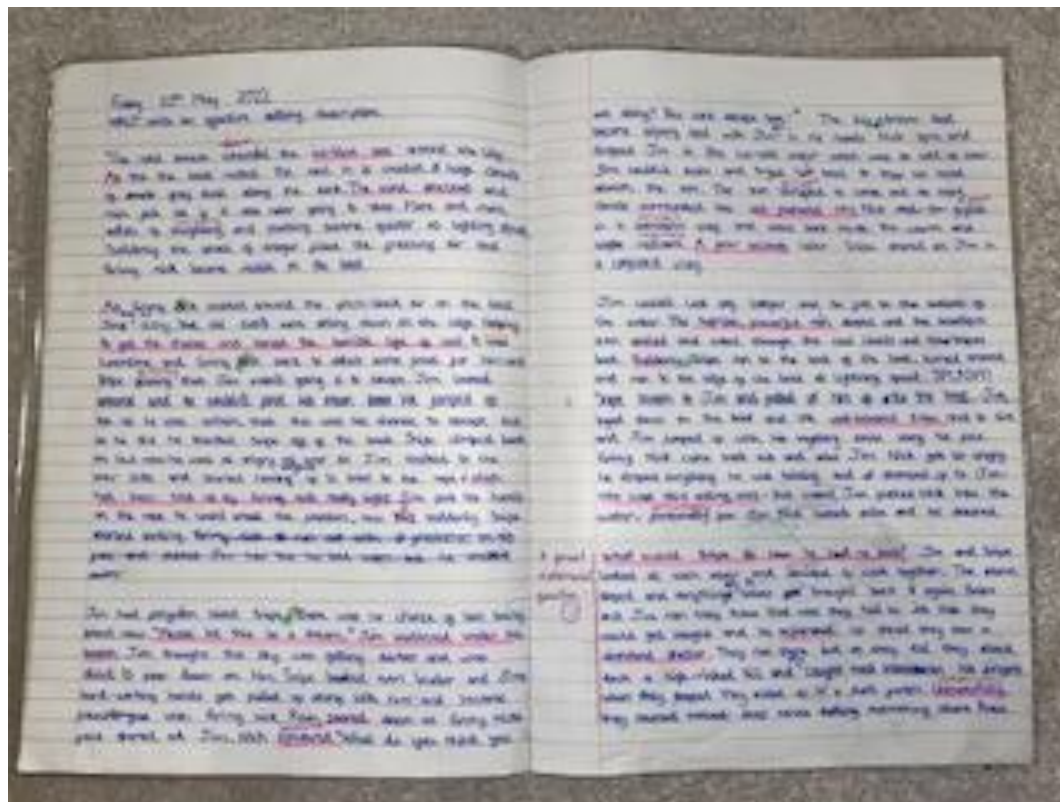
What is learning like in Year 5?

Here are some examples of what the children are expected to do in their curriculum this year:











What are the end of year expectation for year 5?

Here are some examples of work for children working at the expected standard for the end of year 5.



An example of a Year 5 arithmetic test

Here is an example of an arithmetic test from Year 5-

$28 \div 7 =$	$1295 - 556 =$
	
$10,686 - 500 =$	$36 \times 4 =$
	
$9,375 - 2152 =$	$3.3 + 5.8 =$
	
$47,573 + 10,000 =$	$57 \times 10 =$
	

School Trips and visitors

We will be resuming school trips and visitors this academic year.

Currently, we are in the process of looking at which trips would be suitable for our curriculum learning.

There will also be other whole school events organised throughout the year that we will send details about ahead of the event.

Homework

We use homework menus so that children can select the order in which they complete their homework each term.



Year 4 Homework Menu – Summer Term

Final turn in date to receive a certificate – Wednesday 14th July 2021

The homework menu will be set every term with 10 homework choices and some additional challenges.

There are different subjects to choose from.

You will see a deadline for the homework menu at the top.

English	English	Maths	Maths	PSHE
<p>Create a fact file about King Henry VIII</p> <p>Challenge: Draw a portrait of King Henry VIII</p>	<p>Write a guide for Roz on how to survive the uninhabited island.</p> <p>Think about how Roz will find food, water and shelter.</p>	<p>Complete 8 out of the 10 My Maths activities that will be set over the course of the term (4 this half term and 4 next half term).</p>	<p>Write directions from Hayes Primary School to Hayes station.</p> <p>Challenge: Use directional language. right/ left/ quarter turn/ half turn/ clockwise/ anti-clockwise</p>	<p>Write a letter for a year 3 pupil to give advice on what they should expect when they come to Year 4.</p>
Parent or teacher's signature	Parent or teacher's signature	Parent or teacher's signature	Parent or teacher's signature	Parent or teacher's signature
Science	Experience	PE	Geography	Computing
<p>Pretend you are an Electricity Safety Inspector. Make a checklist of possible dangers in the home. E.g. too many plugs in one socket is a fire risk.</p> <p>Challenge: Add diagrams.</p>	<p>10 Second juggling challenge</p> <p>Juggle 3 items for a minimum of 10 seconds. Upload a video on to Google Classroom!</p>	<p>Create an exercise log over 1 week. Aim to do at least half an hour of exercise a day. How many ways can you find to be fit and healthy?</p>	<p>Draw a famous Brazilian landmark and write a short paragraph about it.</p> <p>E.g. Christ the Redeemer Sugarloaf Mountain</p>	<p>Create a 'top tips' poster about how to stay safe online.</p>
Parent or teacher's signature	Parent or teacher's signature	Parent or teacher's signature	Parent or teacher's signature	Parent or teacher's signature
Bronze Award = 5	Silver Award = 8	Gold Award = 10	Platinum Award = + 2 challenges	

Homework on Google Classroom

The homework menu will be uploaded on to Google Classroom and homework can be completed on here.

1. When you log in to Google Classroom, there will be a Year 5 Homework classroom.
2. Each piece of homework will be an assignment that the children can complete and turn in on line.

We will show the children how to navigate the homework classroom in one of their first computing lessons.

If your child cannot log in to their Google Classroom, please ask their class teacher for log in details.

Homework certificates

There are different awards that can be achieved depending on the number of pieces of homework that have been completed in the term. We ask that children always complete at least one English and one maths activity.

At the end of the term, children will earn their Homework certificate awards:

- * Bronze award = 5 pieces of homework completed
- * Silver award = 8 pieces
- * Gold award = 10 pieces
- * Platinum award = 10 pieces plus at least 2 challenges

Reading in Years 3-6

Children will read with their class teacher and assessed for which level book on the KS2 Quality Text Scheme they should read. These books will be sent home to read.

Reading records and books will need to be handed in on a Wednesday.

Please ensure your child has a reading book in school every day for quiet reading times.

Children should read every day for a minimum of 10 minutes at home and they should complete their reading record accordingly with a signature from an adult at the end of every week.

If you have any QTS books at home from last academic year, please bring them back in to school asap so we have plenty of books for the children to choose from.

Social media and E-safety

Children are taught one e-safety lesson every half term as part of the Computing curriculum and this includes how to report concerns about content and contact online.

To support the your child you can:

- * be open and involved in discussions with your children about what they do online
- * use parental controls at home
- * supervise your child's use of Youtube
- * model positive use of social media (e.g interacting with the school's twitter feed)

Social media for children is not permitted. The minimum age for apps and websites such as instagram, facebook and whatsapp is 13. Use of these apps will not be tolerated.

If you have an e-safety concern, please contact the school immediately.

Children are allowed to bring their phones to school however they must not be used on the school site and they must be turned off and kept in their bags at school.

Key dates for your diaries

Autumn term parents' evenings:

Tuesday 4th October 2022

Thursday 6th October 2022

Both are from 3:40pm – 7:00pm

This will be in person in the small and large halls. Children are welcome.

Class assemblies:

Thursday mornings at 9:15am in the large hall (please wait in the small playground behind the picket fence next to the main school office).

5C: 1st December 2022

5K: 19th January 2023

5G: 12th January 2023

Open Classroom celebrations

This academic year we will be introducing 'Learning Celebrations' which will be an opportunity for parents/carers to visit the children's classrooms and celebrate the children's learning- looking through books and chatting to class teachers and teaching assistants.

These will take place on the last day of each half term

Autumn term:

Friday 14th October 2022

Wednesday 21st December 2022

Both are from 2-2:30 pm

We will send out more information about these nearer the time.

School uniform

Please ensure your child is in school in the correct uniform every day (uniform list is on the school website).

This half term, children can choose to wear summer or winter uniform, but after October half term, they must be in full winter uniform.

Your child needs to have a pair of wellies in school for when the weather starts getting wetter as the children will still go on to the field. They also need an appropriate waterproof coat to wear.

Please ensure that all pieces of school uniform are labelled with your child's name and their current class.

PE Kit

Children will come in to school in their PE kit on their allocated PE day. Our day is: Monday.

Please ensure their PE kit is as follows:

Round neck t-shirt of house colour (red, blue, yellow or green).

- *Black/navy shorts

- *Black/navy jogging bottoms

- *Black/navy jumper

- *Trainers

Please ensure the clothing items do not have fashion logos on them and are plain. Trainers may have a logo.

Other school items

- * Children should/could have a fully stocked pencil case in school every day.
- * Children are not permitted to wear nail varnish.
- * No jewellery may be worn except a simple watch and/or small gold or silver stud earrings.
- * Children are not allowed to bring in any toys from home e.g. popper fidget toys (poppits)
- * The School Learning Council did vote to allow children to bring in collectable cards e.g. pokemon and lego on a Monday only. The children are not allowed to swap cards.

Attendance

We have high expectations of attendance so please make sure your child is in school, every day and on time, although we do understand that children will be unwell.

If you need to report your child absent, please ring the school number and choose the option to leave a message (state child's name, class and a brief reason for the absence) to report an absence rather than emailing in to school.

Lunches and snacks

All lunches are served in the dinner hall. When the weather is dry and warm, packed lunches will be able to eat outside.

Please remember we are a nut free school (don't forget that food items such as pesto and chocolate spreads often contain nuts).

If children have a snack at break time, please ensure this is a piece of fresh fruit (whole piece or cut up in to pieces in a tub).

Safeguarding

We are a school committed to safeguarding.

If you have a safeguarding concern, please speak to one of the following members of staff.

Mrs Howell - Headteacher

Miss Hughes - Deputy Headteacher

Mrs Adam - Assistant Headteacher

Mrs Field - Assistant Headteacher

Mrs Griffin - Pupil Support Lead

Children also have a poster around school so that they know who to speak to if they have a worry or concern about anything. They also have a worry box in their classroom that the teacher checks regularly.

How to help your child at home

In Year 5, we would really like the children do be able to do the following key things. Please support them at home with these as well.

- Arithmetic skills such as multiplying larger numbers (60×3), short division, multiplication, multiplying by 10, 100 and 1000.
- Practicing times tables. The children need to know all times tables.
- Reading little and often – 10 minutes a night.
- The curriculum spelling list for Year 5.

Links for reading recommendations and book ideas!

<https://schoolreadinglist.co.uk/>

<https://shop.scholastic.co.uk/reading-spine>

<https://www.lovereadings4kids.co.uk/>

<https://www.booktrust.org.uk/books-and-reading/our-recommendations/100-best-books/>

<https://www.booktrust.org.uk/books-and-reading/our-recommendations/best-new-books/>

<https://www.common sense media.org/lists/50-books-all-kids-should-read-before-theyre-12>